


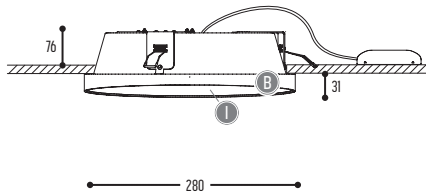




## EDGAR ROUND



FRONTPLATE CUT OUT  
Ø 265 mm



945-BB-81000H-00-I-K


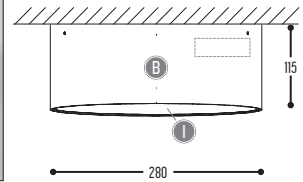
Metal | PC



## EDGAR ROUND BOX1



DRIVER INSIDE



946-BB-81000H-00-I-K

Metal | PC


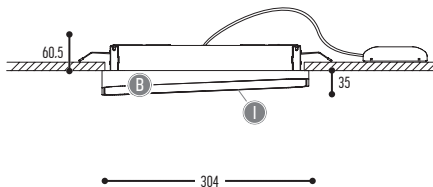


| BB     |       | EFF               |     |                                     | GG        | H           |   | I            | K          |               |            |               |
|--------|-------|-------------------|-----|-------------------------------------|-----------|-------------|---|--------------|------------|---------------|------------|---------------|
| COLORS |       | CRI • LUMENOUTPUT |     |                                     | REFLECTOR | COLOR TEMP. |   | INSIDE COLOR |            | DRIVER EXTERN |            |               |
| 02     | Black | LED               | 810 | >80 CRI • 1550 Lm / 500 mA / 13,8 W | 00        | N.A.        | 3 | 3000 K       | B          | Black         | 0          | incl./non dim |
| 03     | White |                   |     |                                     |           |             | 4 | 4000 K       | W          | White         | 1          | excl.         |
|        |       |                   |     |                                     |           |             |   | G            | Gold paint | 2             | Dim 1-10 V |               |
|        |       |                   |     |                                     |           |             |   |              |            | 3             | Dali       |               |

## EDGAR SQUARE



FRONTPLATE CUT OUT  
285 x 285 mm with rounded corners Ø25 mm


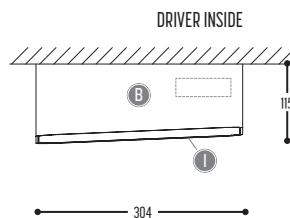


940-BB-80900H-00-I-K

Metal | PC



## EDGAR SQUARE BOX1



941-BB-80900H-00-I-K

Metal | PC



| BB     |       | EFF               |     |                                     | GG        | H           |   | I            |   | K             |      |               |
|--------|-------|-------------------|-----|-------------------------------------|-----------|-------------|---|--------------|---|---------------|------|---------------|
| COLORS |       | CRI • LUMENOUTPUT |     |                                     | REFLECTOR | COLOR TEMP. |   | INSIDE COLOR |   | DRIVER EXTERN |      |               |
| 02     | Black | LED               | 809 | >80 CRI • 1350 Lm / 350 mA / 11,3 W | 00        | N.A.        | 3 | 3000 K       | B | Black         | 0    | incl./non dim |
| 03     | White |                   |     |                                     |           |             | 4 | 4000 K       | W | White         | 1    | excl.         |
|        |       |                   |     |                                     |           |             |   |              | G | Gold paint    | 2    | Dim 1-10 V    |
|        |       |                   |     |                                     |           |             |   |              |   | 3             | Dali |               |