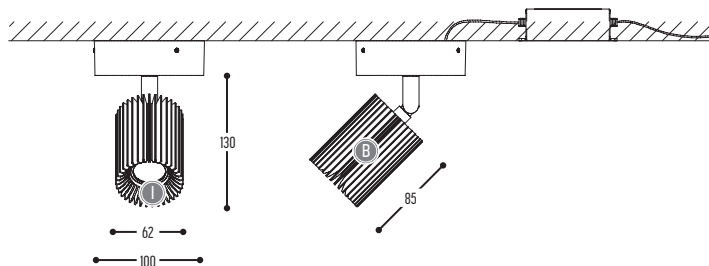






COOLFIN JR. BOX1



1386-02-EFFGGH-00-[]-K

Alu | Metal



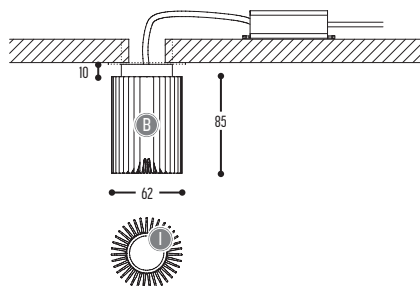
BB	EFF		GG	H	[] optional	K				
COLORS	CRI • LUMENOUTPUT		REFLECTOR	COLOR TEMP.	INSIDE COLOR	DRIVER				
02  Black	LED	807	>80 CRI • 740 Lm / 350 mA / 9,6 W	30	30°	2	2700 K	G  Gold paint	0	incl./non dim
		907	>90 CRI • 740 Lm / 350 mA / 9,6 W	40	40°	3	3000 K		1	excl.
				54	54°				2	Dim 1-10 V (extern)
									3	Dali (extern)
									4	Phase cut

COOLFIN JR.



840-02-EFFGGH-00-(I)-K

Alu | Metal



interior
innovation
award
2015

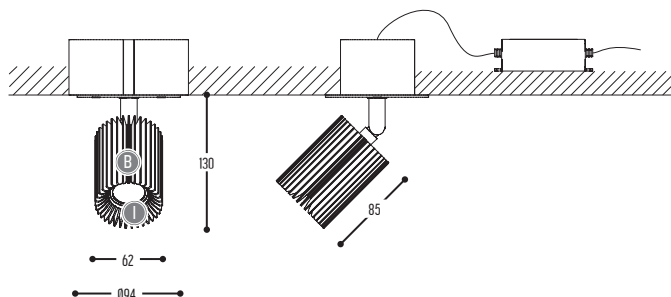
Selection



COOLFIN JR. SET1



1385-02-EFFGGH-00-(I)-K

Alu | Metal



BB	EFF	GG	H	(I) optional	K
COLORS	CRI • LUMENOUTPUT	REFLECTOR	COLOR TEMP.	INSIDE COLOR	DRIVER EXTERN
02  Black	LED	30	2700 K	G  Gold paint	0 incl./non dim
	807 >80 CRI • 740 Lm / 350 mA / 9,6 W	30°	2700 K		1 excl.
	907 >90 CRI • 740 Lm / 350 mA / 9,6 W	40°	3000 K		2 Dim 1-10 V
		54°			3 Dali
					4 Phase cut

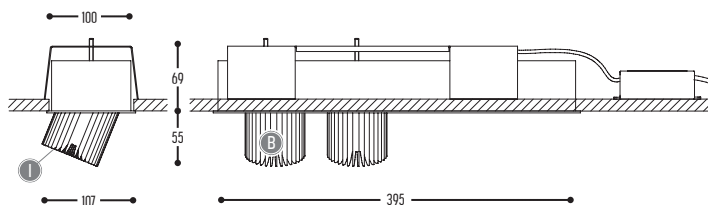
COOLFIN

SUSPENSION < CEILING < WALL

COOLFIN JR. SET2



FRONTPLATE CUT OUT
387 x 100 mm

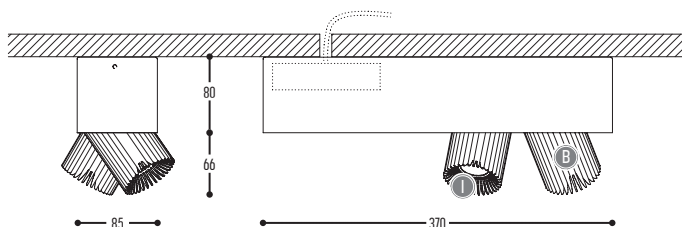


841-02-EFFGGH-00-(I)-K

Alu | Metal





COOLFIN JR. BOX2



843-02-EFFGGH-00-(I)-K

Alu | Metal



BB	EFF	GG	H	(I) optional	K
COLORS	CRI • LUMENOUTPUT	REFLECTOR	COLOR TEMP.	INSIDE COLOR	DRIVER EXTERN
02  Black	LED	30	2700 K	G  Gold paint	0
	807 >80 CRI • 740 Lm / 350 mA / 9,6 W	30°	2		1
	907 >90 CRI • 740 Lm / 350 mA / 9,6 W	40°	3		2
		54°			3
					4