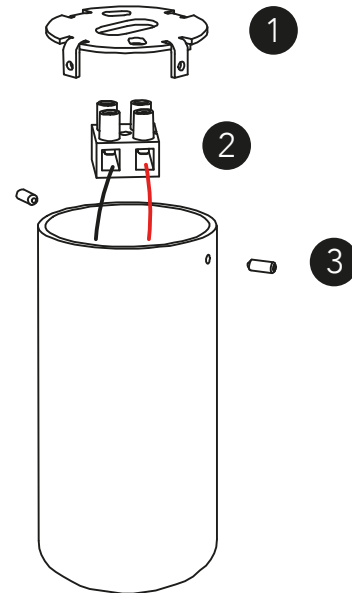
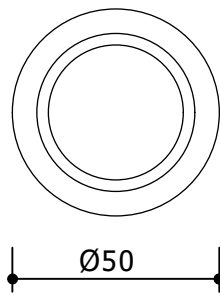
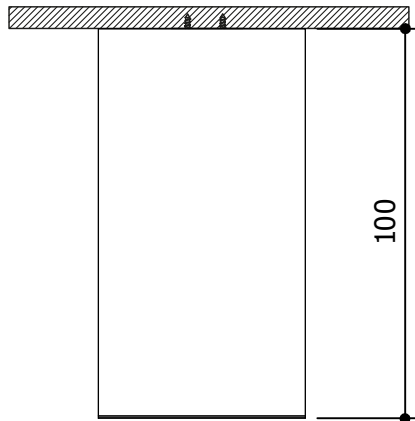


ASSEMBLY DOCTOR TAQI BOX 1

design dark studio for dark



- 1 Mount the ceiling bracket with two screws onto the ceiling.
- 2 Connect a driver.
Connect to power supply.
- 3 Close ceiling base with two screws.
- 4 Put on the power.

IMPORTANT NOTICE

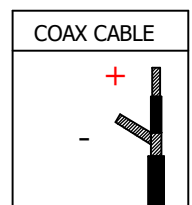
Do not install the driver with the power on.

LIGHT SOURCE

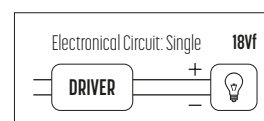
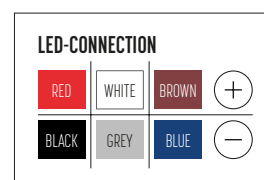
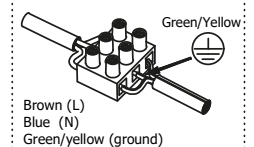
Touching the LED can result in permanent damage of the light source. The light source contained in this luminaire shall only be replaced by the manufacturer or his service agent or a similar qualified person. Always be properly grounded when touching leads or circuitry inside the luminaire.

!!! Never connect the fixture on 220-240V ac without driver.

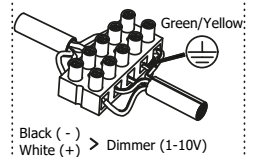
Lighting fixture is constant current driven.
For drivers purchase, contact your sales contact.
Always connect constant current leds in serial connection.



CONNECTION Standard version



CONNECTION Dimmable version



Alu - steel

