

TUKI 40

design dark studio

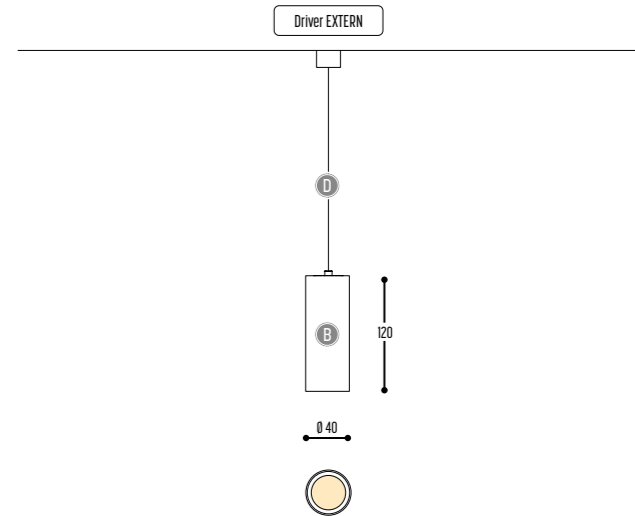




Waer Waters_3-Architects



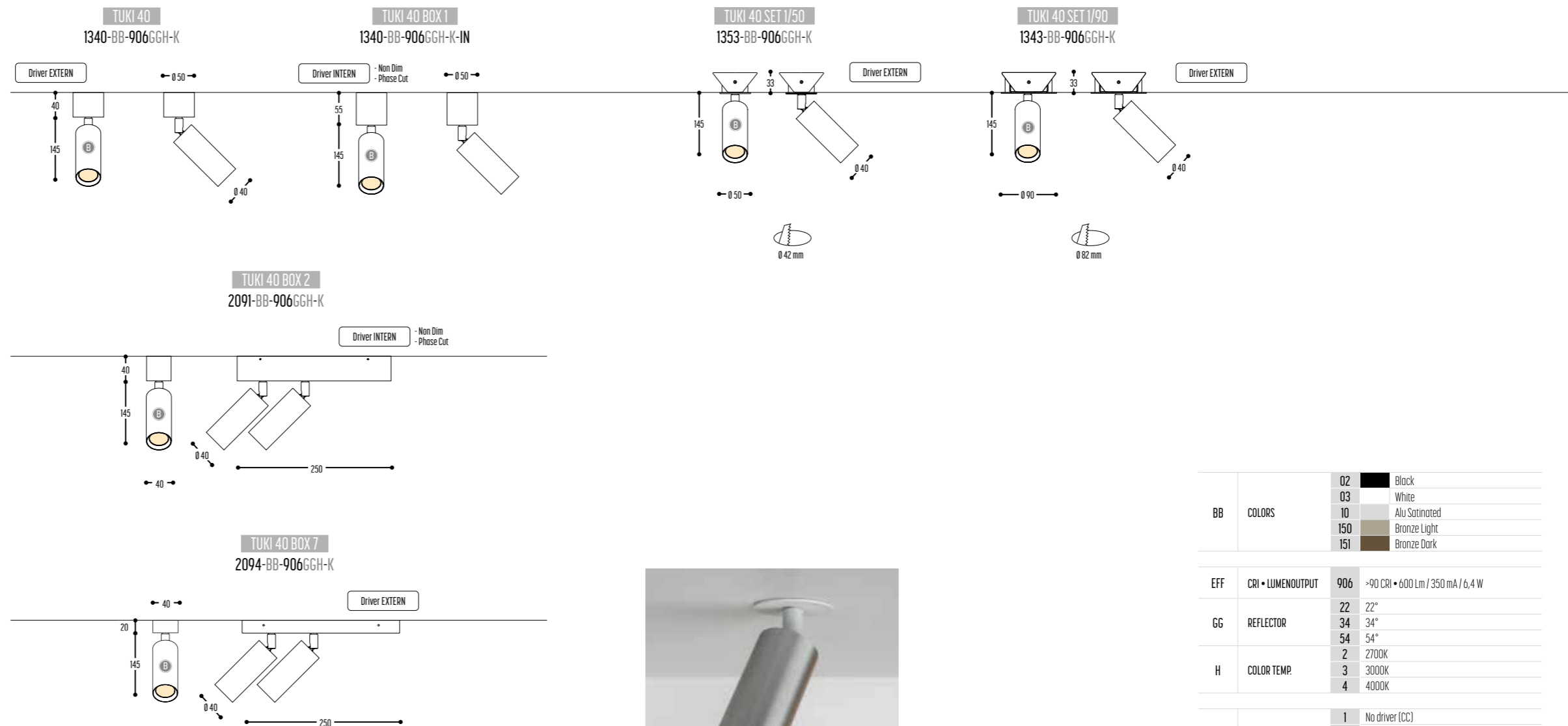
TUKI 40S
1342-BB(B)-906GGH-DD-K



BB(B)	COLORS	02	Black
		03	White
		10	Alu Satinated
		111	Brass Finish
		150	Bronze Light
		151	Bronze Dark
EFF	CRI • LUMENOUTPUT	906	>90 CRI • 600 Lm / 350 mA / 6,4 W
GG	REFLECTOR	22	22°
		34	34°
		54	54°
H	COLOR TEMP.	2	2700K
		3	3000K
		4	4000K
DD	SUSP. CABLE	01	1,5 m
		02	2,5 m
K	DRIVER	1	No driver (CC)
		0	Non dimmable (intern)
		3	Dali (intern)
		4	Phase cut (intern)

Alu





BB	COLORS	02	Black
		03	White
		10	Alu Satinated
		150	Bronze Light
		151	Bronze Dark
EFF	CRI • LUMENOUTPUT	906	>90 CRI • 600 Lm / 350 mA / 6,4 W
		GG	REFLECTOR
H	COLOR TEMP.	2	2700K
		3	3000K
		4	4000K
K	DRIVER	1	No driver (CC)
		0	Non dimmable (intern)
		3	Dali (extern)
		4	Phase cut (extern)

Alu



TUKI 40 FIX
1357-BB(B)-906GGH-K



BB(B)	COLORS	02	Black		
		03	White		
		10	Alu Satinated		
		111	Brass Finish		
		150	Bronze Light		
		151	Bronze Dark		
		RAL color on request			
EFF	CRI • LUMENOUTPUT	906	>90 CRI • 600 Lm / 350 mA / 6,4 W		
		GG	REFLECTOR	22	22°
				34	34°
				54	54°
H	COLOR TEMP.	2	2700K		
		3	3000K		
		4	4000K		
		K	DRIVER	1	No driver (CC)
0	Non dimmable (intern)				
3	Dali (extern)				
4	Phase cut (extern)				

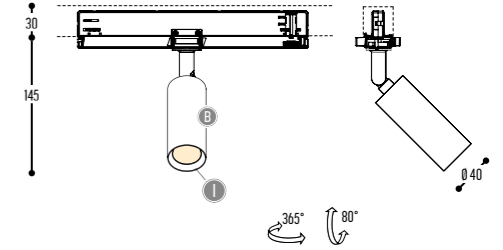


ACCESSORIES p. 523

	HONEYCOMB	172-9005-438099	Black
		172-9003-438099	White
		172-0112-438099	Gold



TUKI 40 TRACK
1341-BB-906GGH-K



TRACK RAIL: to be ordered separately
Compatible with EUTRAC, GLOBAL & POWERGEAR

BB(B)	COLORS	02	Black		
		03	White		
		10	Alu Satinated		
		150	Bronze Light		
		151	Bronze Dark		
EFF	CRI • LUMENOUTPUT	906	>90 CRI • 600 Lm / 350 mA / 6,4 W		
		GG	REFLECTOR	22	22°
				34	34°
				54	54°
H	COLOR TEMP.	2	2700K		
		3	3000K		
		4	4000K		
		K	DRIVER	0	Non dimmable
3	Dali				

