


EMANUELLE

design gregoire maison dieu



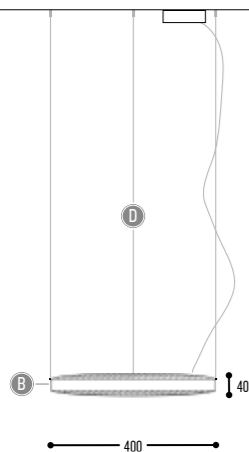
DESIGN
AWARD
2024



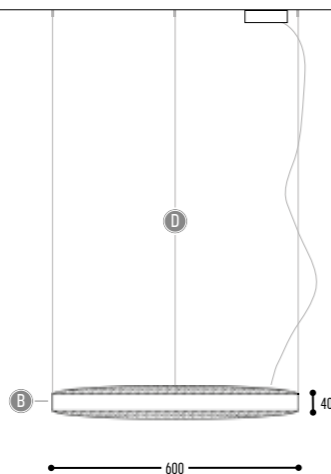
BIG SEE
Product Design
Award 2024
Winner



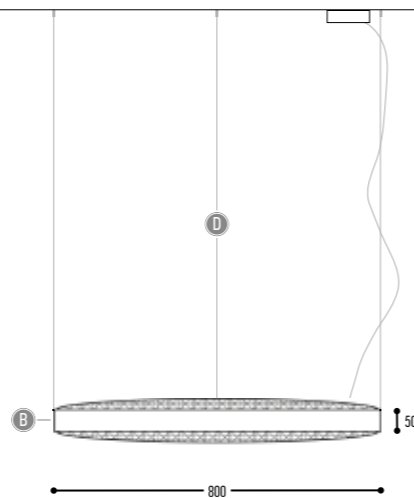
EMANUELLE 400 H
3305-BB(B)-14-2-DD-K




EMANUELLE 600 H
3306-BB(B)-14-2-DD-K



EMANUELLE 800 H
3307-BB(B)-14-2-DD-K



BB(B)	COLORS	10	Alu
		151	Bronze Dark
FF	LED	14	>90 CRI • 800 Lm / 14 W/m
		14	>90 CRI • 1200 Lm / 14 W/m
		14	>90 CRI • 1500 Lm / 14 W/m
H	COLOR TEMP.	2	2700K
DD	SUSP. CABLE.	01	1,5 m
		02	2,5 m
K	DRIVER	0	Non dimmable (intern)
		3	Dali (extern)
		4	Phase cut (intern)

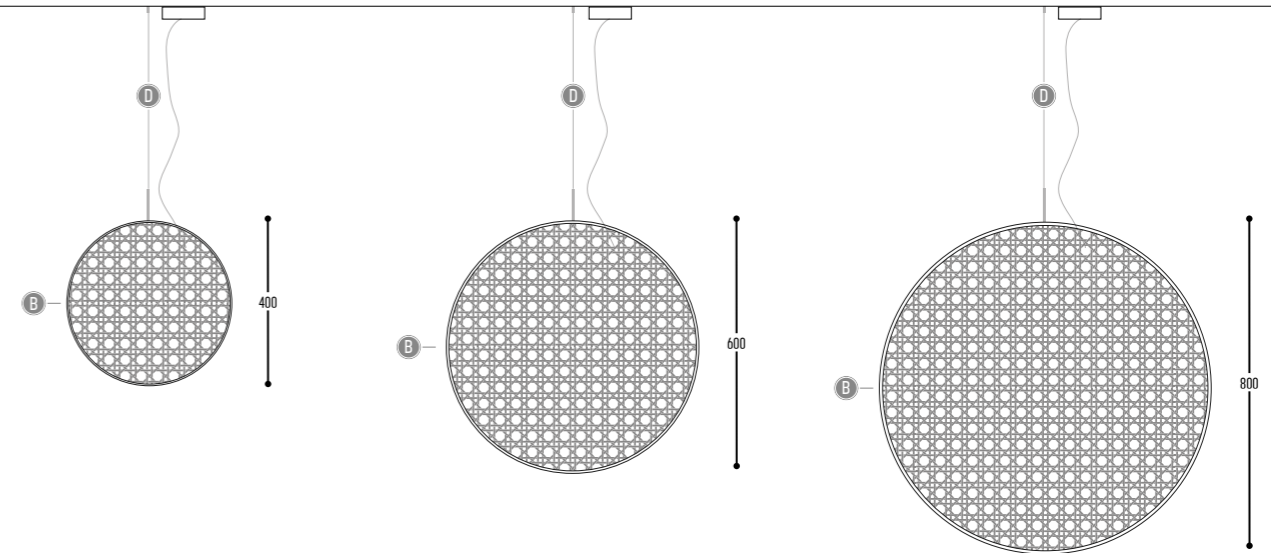




EMANUELLE 400 V
3300-BB(B)-14-2-DD-K


EMANUELLE 600 V
3301-BB(B)-14-2-DD-K

EMANUELLE 800 V
3302-BB(B)-14-2-DD-K

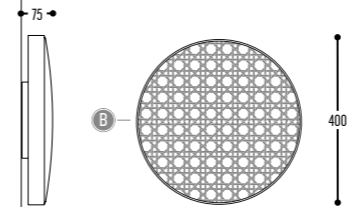


BB(B)	COLORS	10	Alu
		151	Bronze Dark
FF	LED	14	>90 CRI • 800 Lm / 14 W/m
		14	>90 CRI • 1200 Lm / 14 W/m
		14	>90 CRI • 1500 Lm / 14 W/m
H	COLOR TEMP.	2	2700K
DD	SUSP. CABLE	01	1,5 m
		02	2,5 m
K	DRIVER	0	Non dimmable (intern)
		3	Dali (extern)
		4	Phase cut (intern)





EMANUELLE 400 W
3310-BB(B)-14-2-K



BB(B)	COLORS	10	Alu
		151	Bronze Dark
FF	LED	14	>90 CRI • 800 Lm / 14 W/m
H	COLOR TEMP.	2	2700K
K	DRIVER	0	Non dimmable (intern)
		3	Dali (extern)
		4	Phase cut (intern)

Alu-PC

